

TER Chemicals GmbH & Co. KG

Region	Europe
Country/Area	Germany
Questionnaire	General
Activity Group	Trading, wholesale, distribution, rental & leasing

The CDP Score Report allows companies to understand their score and indicate which categories require attention to reach higher scoring levels. This enables companies to progress towards environmental stewardship through benchmarking and comparison with peers, in order to continuously improve their Climate Change governance. Investors will additionally receive a copy of the CDP Score Report upon request. For further feedback please contact your account manager or your key CDP contact.

Your CDP score

Average performance

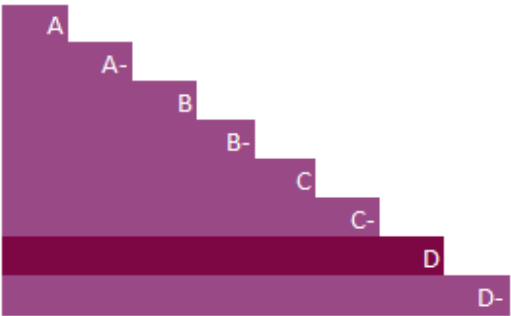


Trading, wholesale, distribution, rental & leasing

Europe

Global Average

UNDERSTANDING YOUR SCORE REPORT



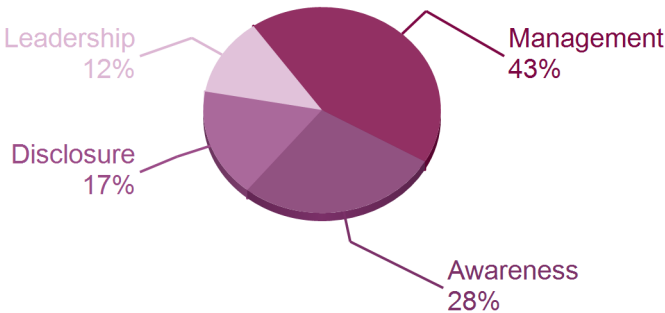
TER Chemicals GmbH & Co. KG received a D which is in the Disclosure band. This is lower than the Europe regional average of B, and lower than the Trading, wholesale, distribution, rental & leasing sector average of C.

- Leadership (A/A-):** Implementing current best practices
- Management (B/B-):** Taking coordinated action on climate issues
- Awareness (C/C-):** Knowledge of impacts on, and of, climate issues
- Disclosure (D/D-):** Transparent about climate issues

ACTIVITY GROUP PERFORMANCE

Trading, wholesale, distribution, rental & leasing

Your company is amongst 17% of companies that reached Disclosure level in your Activity Group.

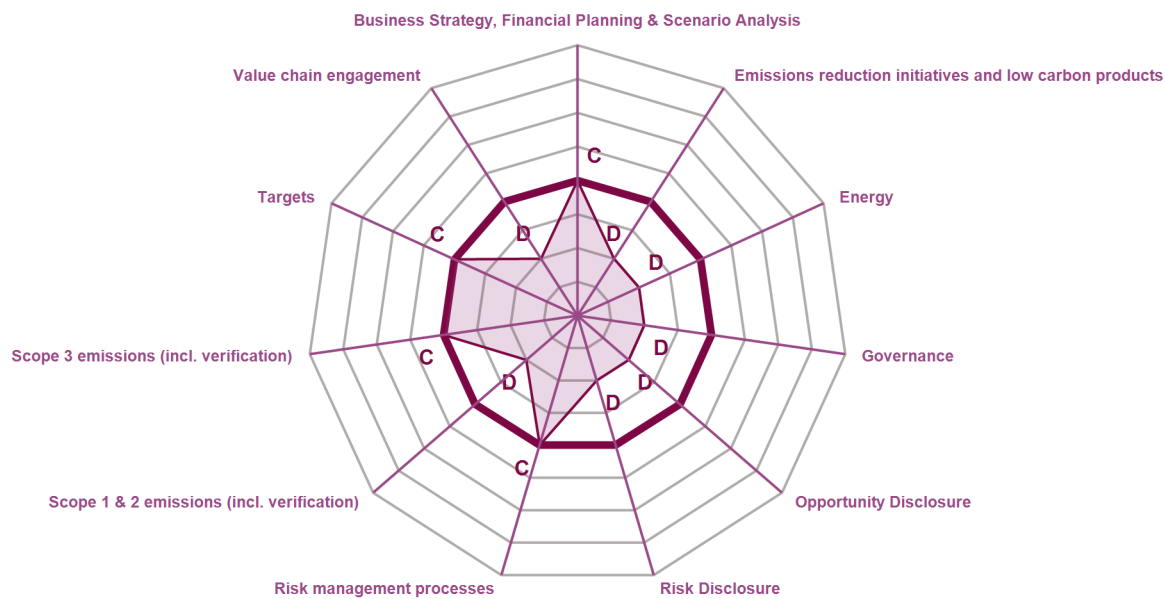


A sample of A-list companies from your Activity Group:

- Fuyo General Lease Co., Ltd.
- SK Networks Co. Ltd.
- thyssenkrupp AG

*Please note that the peer group average scores are compiled with only investor-requested company scores

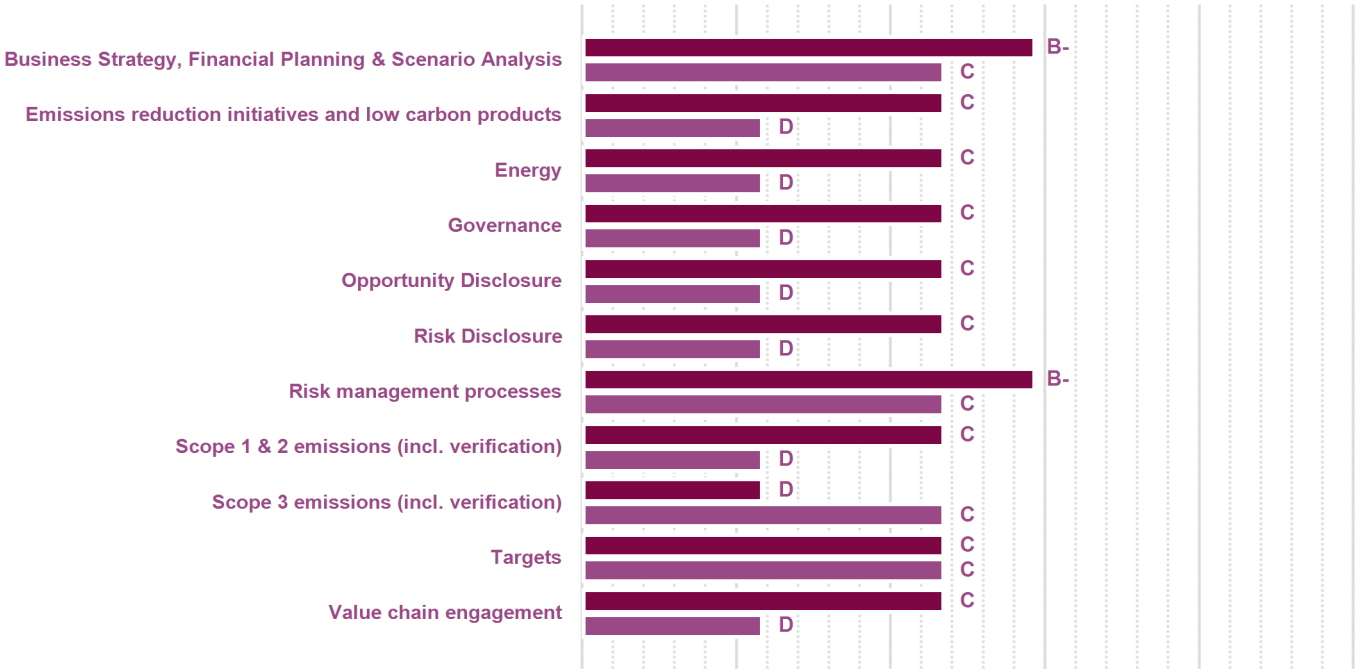
CATEGORY SCORES



If a company scored a C or below, they will not have been scored for Management or Leadership points (the dark purple line represents this).

Please download the [‘CDP Scoring Introduction’](#) for more information.

CATEGORY SCORES BENCHMARKING



Scenario analysis No, but we anticipate using qualitative and/or quantitative analysis in the next two years

Each category score in the bar chart represents the progression within each scoring level. Some categories have not been included for category score breakdown as either not enough questions feed into these categories to give a representative score or they are not scored at both Management and Leadership levels. Scoring categories are groupings of questions by topic. They are sub-groups of the 2023 questionnaire modules and are consistent across all sectors. Weighting applied to each category varies across sectors to highlight the areas most important to environmental stewardship in specific sectors.

To find out more about category weightings for each sector, please download the ['CDP Scoring Categories and Weighting'](#) documents.

CDP SUPPLIER ENGAGEMENT RATING REPORT 2023




TER Chemicals GmbH & Co. KG

Region	Europe
Country/Area	Germany
Questionnaire	General
Activity Group	Trading, wholesale, distribution, rental & leasing

CDP evaluates organizations engagement with their suppliers on climate change. Purchasing organizations have the potential to incentivize significant environmental changes through engagement with their suppliers. By evaluating supplier engagement and recognizing best practice, CDP aims to accelerate global action on supply chain emissions. This document presents your supplier engagement rating and helps you benchmark against your peers.

Your SER

Average performance

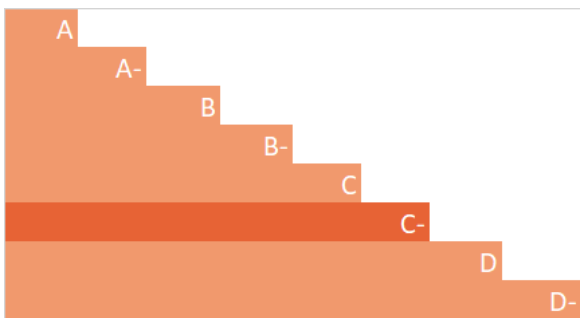


Trading, wholesale,
distribution, rental
& leasing

Europe

Global Average

UNDERSTANDING YOUR SCORE REPORT



TER Chemicals GmbH & Co. KG received a C- which is in the Awareness band. This is lower than the Europe regional average of B-, and lower than the Trading, wholesale, distribution, rental & leasing sector average of C.

Leadership (A/A-): Implementing current best practices

Management (B/B-): Taking coordinated action on supplier engagement issues

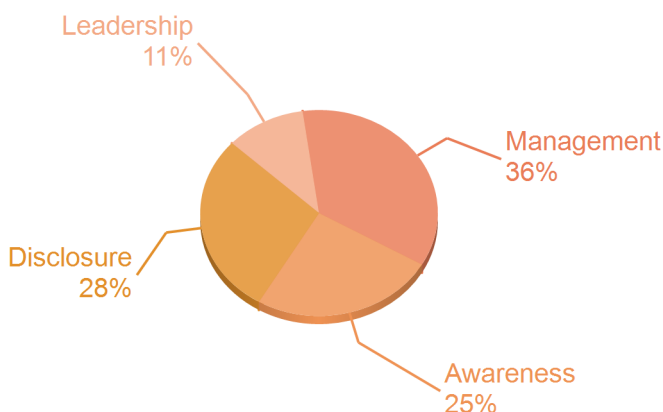
Awareness (C/C-): Knowledge of impacts on, and of, supplier engagement issues

Disclosure (D/D-): Transparent about supplier engagement issues

ACTIVITY GROUP PERFORMANCE

Trading, wholesale, distribution, rental & leasing

Your company is amongst 25% of companies that reached Awareness level in your Activity Group.



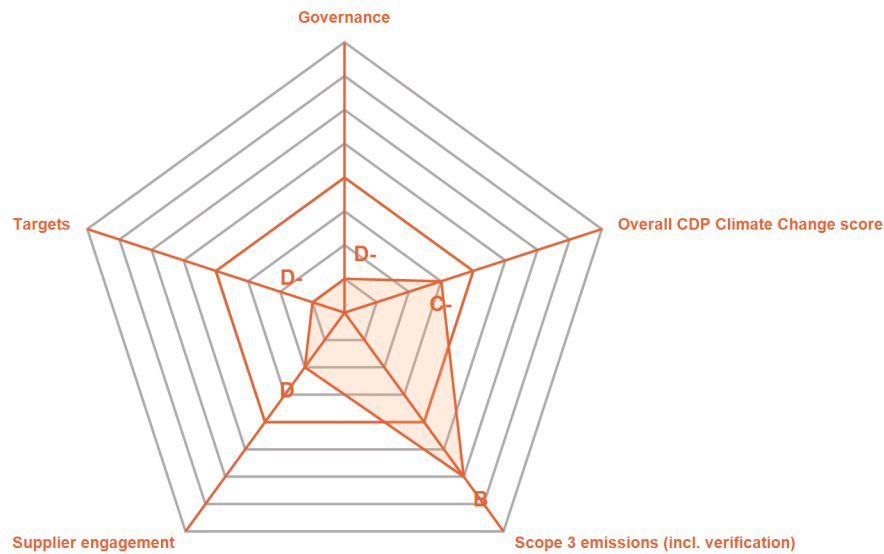
A sample of A-list companies from your Activity Group:

GIORGIO ARMANI SpA
Lerøy Seafood Group
Movida Participacoes SA
Nagase & Co., Ltd.
Ricoh Leasing Co., Ltd.

CDP SUPPLIER ENGAGEMENT RATING REPORT 2023



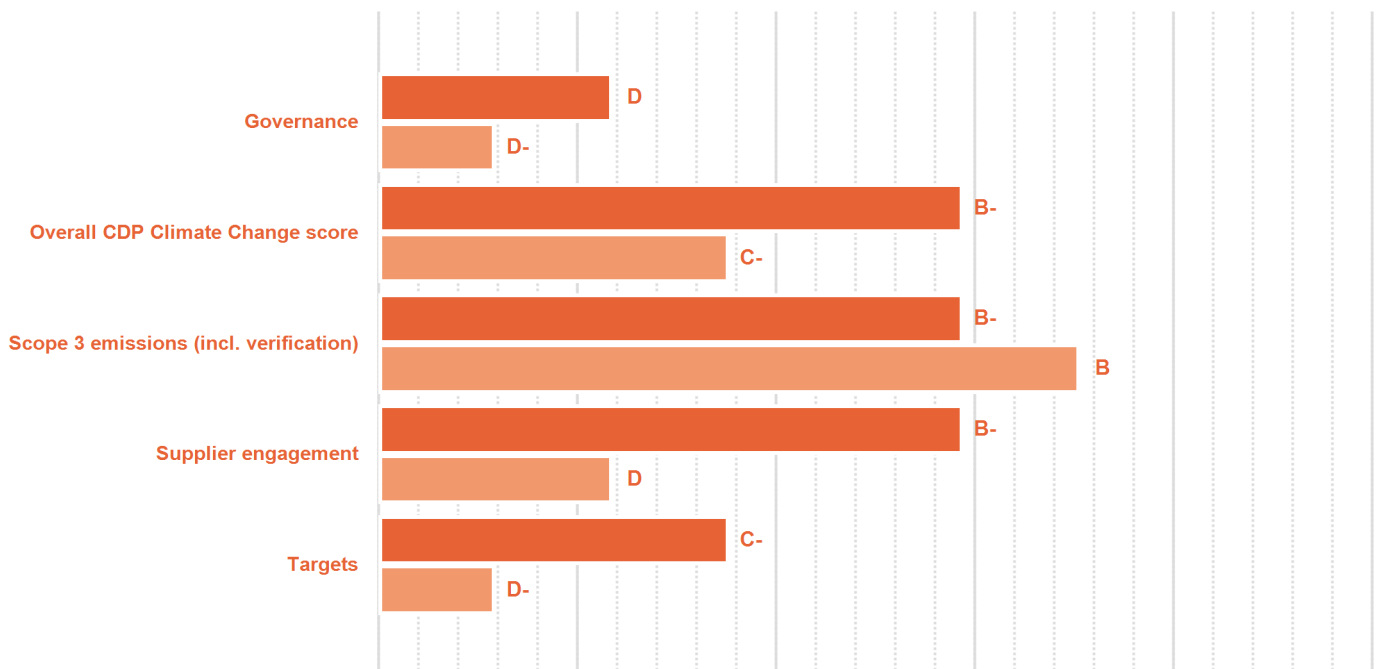
CATEGORY SCORES



Please download the ['CDP Supplier Engagement Rating Introduction'](#) for more information on the category ratings.

CATEGORY SCORES BENCHMARKING

Activity Group Average Your Score



Each category rating in the bar chart represents the progression within each rating level. Rating categories are groupings of questions and are subgroups of the 2023 questionnaire. Weightings are applied to ratings to reflect the relative importance of each category to progress supplier engagement on climate change. To find out more about category weightings, please download the ['CDP Supplier Engagement Rating Methodology'](#)